



**SkyAir**  
**FBQ**



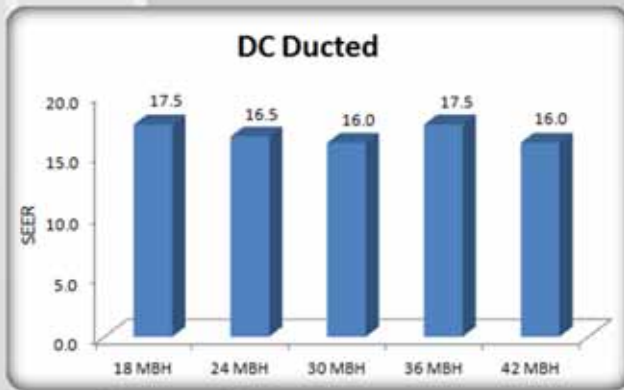
DC Duct Heat Pump or Cooling Only

# EXPERTISE AND INNOVATION

Daikin's FBQ DC Duct systems offer a powerful solution, compact in design and easily concealed in a ceiling. With both cooling only and heat pump applications, SkyAir is the ultimate solution for large bonus rooms, restaurants, shops, offices, data rooms and other light commercial projects up to 2,500 square feet\*.

\*Equipment selection should always be based on detailed load calculations.

## ENERGY EFFICIENCY



Integrated with an inverter “variable speed” compressor, SkyAir systems deliver the capacity required to maintain desired room conditions and reduce energy consumption with SEER levels up to 22% higher than competitor models. This technology minimizes temperature fluctuations and provides continuous cooling and heating comfort with maximum energy savings.

## INDIVIDUAL COMFORT AND CONTROL

Individual temperature control provides comfort for the entire space. With effective cooling and heating coverage at quiet operating sound levels, these systems combine superior comfort control with lifestyle convenience all at the touch of a button.



## BUILT-IN RELIABILITY



All major components are engineered and manufactured by Daikin, ensuring maximum performance, reliability and efficiency.

The standard warranty provides a solid level of protection on the SkyAir Series systems. Systems installed by an authorized Daikin 3D Dealer who has completed Daikin's advanced training can take advantage of Warranty Plus – the best warranty in the industry.

Find a Daikin Dealer near you at [www.daikinac.com](http://www.daikinac.com).

# ADVANCED FEATURES THAT MAKE A DIFFERENCE

## Feel the Difference

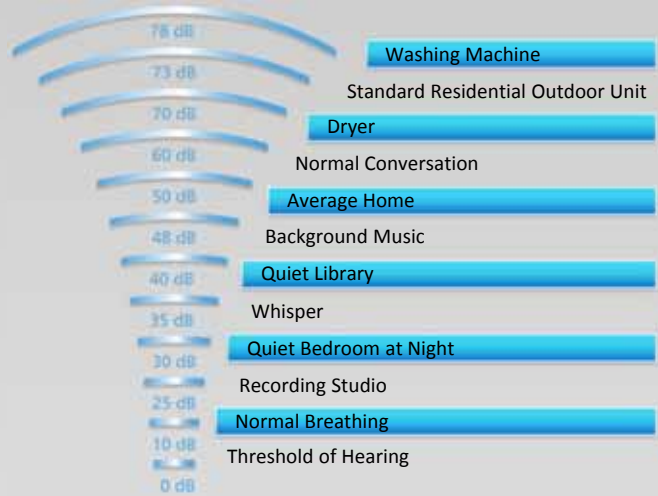


Designed for absolute comfort, Daikin's DC Duct SkyAir systems include features to ensure a comfortable experience every moment. With ESP capabilities up to 0.8" and MERV IAQ options, heating and cooling is ensured throughout the space, effectively and with quality.

## Hear the Difference

Utilizing inverter technology to maintain comfort settings, Daikin systems most often operate at low speeds with indoor sound levels as low as 37 decibels (dB) and outdoor sound levels as low as 49 dB. Activate the outdoor unit quiet operation and sound levels drop by 2-3 dB for quieter and gentler heating and cooling.

Sound levels as low as:



## Breathe the Difference



With solutions such as MERV filtration, Daikin is revolutionizing air conditioning in North America with some of the most technologically and aesthetically advanced solutions ever introduced. These intelligent, energy efficient systems provide an unprecedented level of individual comfort, convenience and control.

## FEATURES



Program Dry Function



24 Hour On/Off Timer



Auto Restart After Power



Self Diagnosis with Digital Display



Anticorrosion Treatment



# LEADING TECHNICAL PERFORMANCE

System Performance						
Model Name	Indoor (Cooling Only and Heat Pump)	FBQ18PVJU	FBQ24PVJU	FBQ30PVJU	FBQ36PVJU	FBQ42PVJU
	Outdoor (Cooling Only)	RZR18PVJU	RZR24PVJU	RZR30PVJU	RZR36PVJU	RZR42PVJU
	Outdoor (Heat Pump)	RZQ18PVJU9	RZQ24PVJU9	RZQ30PVJU	RZQ36PVJU9	RZQ42PVJU9
Cooling Capacity (Rated)	Btu/h	18,000	24,000	30,000	36,000	42,000
Heating Capacity (Rated)	Btu/h	20,000	27,000	34,000	40,000	47,000
SEER		17.5	16.5	16.0	17.5	16.0
EER		14.1	12.0	10.5	11.2	10.2
HSPF*		10.6	10.5	9.2	9.1	8.8
Power Supply	Single phase 60Hz 208/230V					
Minimum Circuit Amps	A	16.5	16.5	16.5	27.0	27.0
Maximum Overcurrent Protection	A	20.0	20.0	20.0	30.0	30.0
Power Consumption - Cooling	W	1,280	2,000	2,860	3,210	4,120
Power Consumption - Heating*	W	1,540	2,330	3,020	3,350	4,050
Operating Current - Cooling	A	n/a	n/a	n/a	n/a	n/a
Operating Current - Heating*	A	n/a	n/a	n/a	n/a	n/a

Indoor Units - FBQ_PVJU DC Ducted						
Model Name		FBQ18PVJU	FBQ24PVJU	FBQ30PVJU	FBQ36PVJU	FBQ42PVJU
Moisture Removal	gal/h	n/a	n/a	n/a	n/a	n/a
External Static Pressure	"W.G.	Standard 0.40 (0.80 - 0.20)				
Airflow (H/L)	CFM	635/582/529	688/618/565	882/794/706	1130/953/812	1377/1165/988
Sound Pressure - Cooling (H/M/L)	dB(A)	41/39/37	42/40/38	43/41/39	43/41/39	44/42/40
Sound Pressure - Heating (H/M/L)*	dB(A)	41/39/37	42/40/38	43/41/39	43/41/39	44/42/40
Piping Connections	Liquid (O.D.)	in.	Ø 1/4	Ø 3/8	Ø 3/8	Ø 3/8
	Gas (O.D.)	in.	Ø 1/2	Ø 5/8	Ø 5/8	Ø 5/8
	Condensate Drain	in.	Ø 1-1/4	Ø 1-1/4	Ø 1-1/4	Ø 1-1/4
Dimensions (H x W x D)	in.	11-13/16 x 39-3/8 x 27-9/16			11-13/16 x 55-1/8 x 27-9/16	
Net Weight	lbs.	80	80	80	102	102

Outdoor Units - RZR_PVJU Cooling Only and RZQ_PVJU(9) Heat Pump						
Model Name	Cooling Only	RZR18PVJU	RZR24PVJU	RZR30PVJU	RZR36PVJU	RZR42PVJU
	Heat Pump	RZQ18PVJU9	RZQ24PVJU9	RZQ30PVJU	RZQ36PVJU9	RZQ42PVJU9
Sound Pressure Level - Cooling/Heating*	dB(A)	49/49	49/49	49/49	58/58	58/58
Operating Range - Cooling	°F DB	23 - 115	23 - 115	23 - 115	23 - 115	23 - 115
Operating Range - Cooling with Optional Wind Baffle	°F DB	0 - 115	0 - 115	0 - 115	0 - 115	0 - 115
Operating Range - Heating*	°F DB	0 - 77	0 - 77	0 - 77	0 - 77	0 - 77
Operating Range - Heating*	°F WB	0 - 60	0 - 60	0 - 60	0 - 60	0 - 60
Max. Piping Length	ft.	164	164	164	230	230
Max. Piping Height	ft.	98	98	98	164	164
Dimensions (H x W x D)	in.	30-5/16 x 35-7/16 x 12-5/8			52-15/16 x 35-7/16 x 12-5/8	
Net Weight	lbs.	150	150	150	283	283

\*Applicable to heat pump models only

Options	Part Number
Optional Wired Controller	BRC1E72
Optional Wireless Controller	BRC4C82
Mounting Bracket	DACA-WB-3
Air Adjustment Grille	KPW5E80



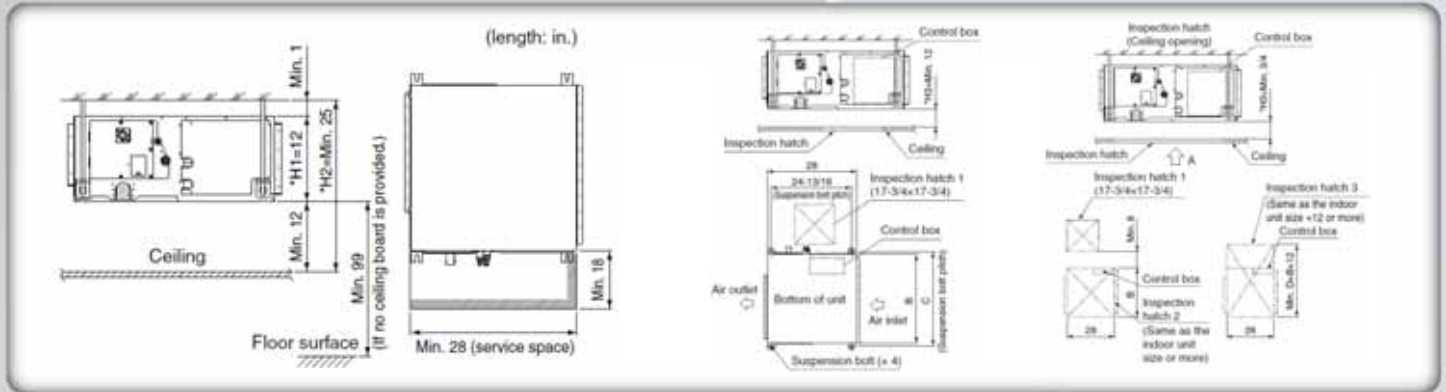
# TIME-SAVING INSTALLATION AND EASE

Connected by a pair of refrigerant lines, few electrical connections, and little to no ductwork, indoor and outdoor units can be easily installed in existing spaces with minor disruption and often in a single day's work. The compact and lightweight designs combined with flexible unit piping and minimal wiring allow installation with minimal time and costs.

For FBQ18/24/30/36/42PVJU

Space required for installation (in.)

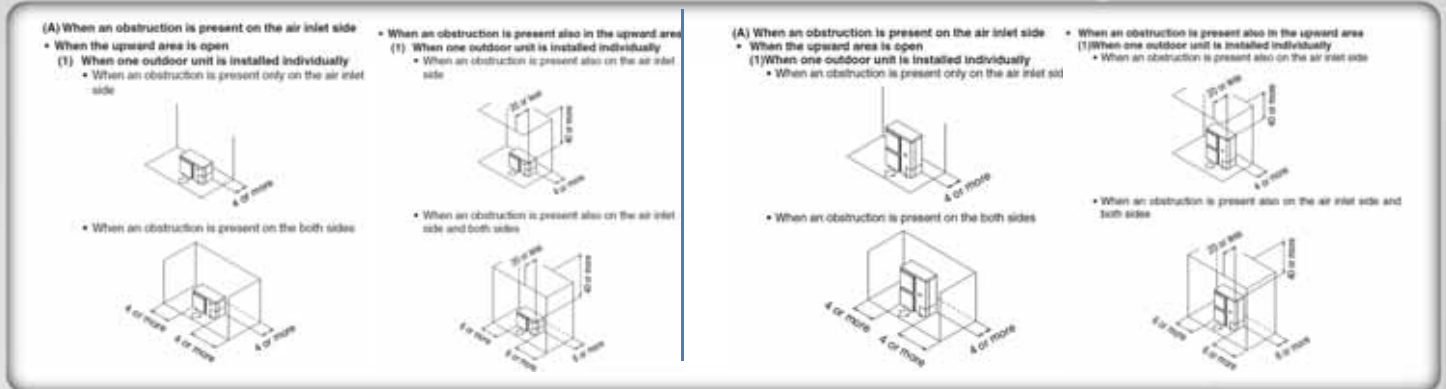
Wall height on air outlet side = Less than 47'-1/4"



For RZR18/24/30/36/42PVJU, RZQ18/24/30/36/42PVJU(9)

Space required for installation (in.)

Wall height on air outlet side = Less than 47'-1/4"



## WARNINGS:

- Always use a licensed installer or contractor to install this product. Do not try to install the product yourself. Improper installation can result in water or refrigerant leakage, electrical shock, fire or explosion.
- Use only those parts and accessories supplied or specified by Daikin. Ask a licensed contractor to install those parts and accessories. Use of unauthorized parts and accessories or improper installation of parts and accessories can result in water or refrigerant leakage, electrical shock, fire or explosion.
- Read the User's Manual carefully before using this product. The User's Manual provides important safety instructions and warnings. Be sure to follow these instructions and warnings.

For any inquiries, contact your local Daikin sales office.



Use of the AHRI Certified™ mark indicates a manufacturer's participation in the certification program. For verification of certification for individual products, go to [www.ahridirectory.org](http://www.ahridirectory.org)

© 2013 Daikin Industries, Limited.

Daikin, Daikin AC Absolute Comfort, and its design, VRV, REFNET, Quaternity, Daikin Altherma are trademarks of Daikin Industries, LTD.

[www.daikinac.com](http://www.daikinac.com)

Distributor or Dealer Information:

Daikin AC (Americas), Inc.  
1645 Wallace Drive, Suite 110  
Carrollton, TX 75006  
[www.daikinac.com](http://www.daikinac.com)  
866.4DAIKIN  
972.245.1510

PFFBUSE13-07C

For all equipment installation & application limitations please refer to the specific Engineering Data Books. Daikin's products are subject to continuous improvements. Daikin reserves the right to modify product design, specifications and information in this brochure without notice and without incurring any obligations.